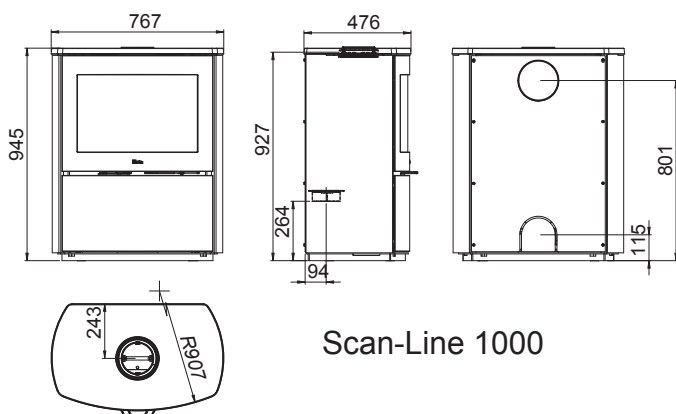





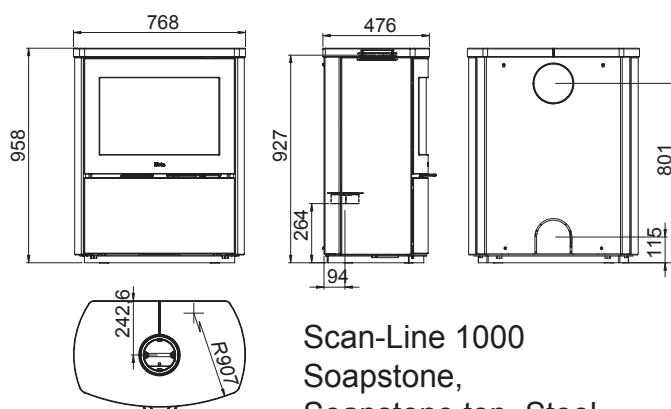
Scan-Line 1000

HETA

* Scan-Line 1000,	176 kg.	kW	7,7
* Scan-Line 1000, Soapstone	244 kg.	Efficiency	86 %
* Scan-Line 1000, Soapstone top	193 kg.	CO:	0,0768%
* Scan-Line 1000, B	231 kg.	Nox:	80 mg/Nm ³
* Scan-Line 1000, B Soapstone	319 kg.	Dust	10 mg/Nm ³
* Scan-Line 1000, B Soapstone top	248 kg.	Dust (NS3058/3059) OGC	1,33 g/kg
* Scan-Line 1000, S	302 kg.	(CEN/TS 15883)	76 mgC/Nm ³ with 13% O ₂
* Scan-Line 1000, S Soapstone	391 kg.		
* Scan-Line 1000, S Soapstone top	320 kg.		



Scan-Line 1000

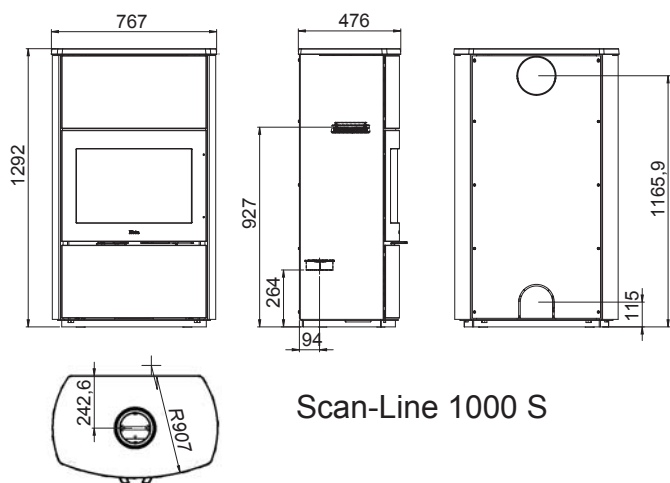



Scan-Line 1000
Soapstone,
Soapstone top, Steel

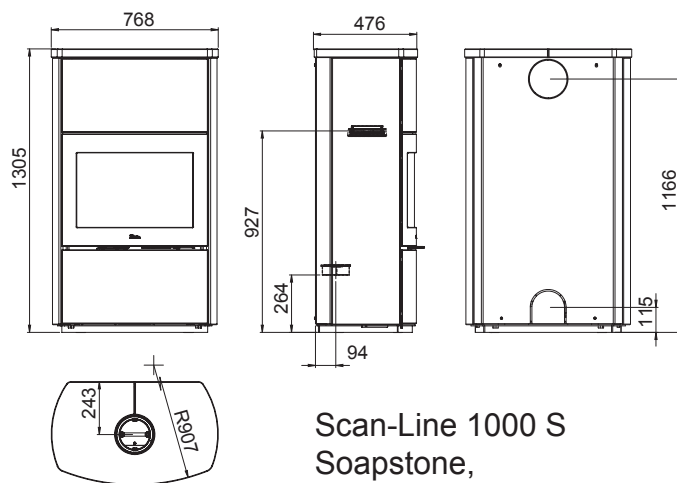
Scan-Line 1000 S



HETA



Scan-Line 1000 S



Scan-Line 1000 S
Soapstone,
Soapstone top, Steel